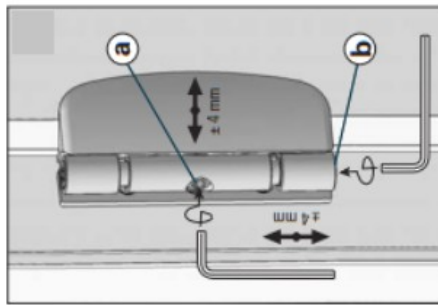


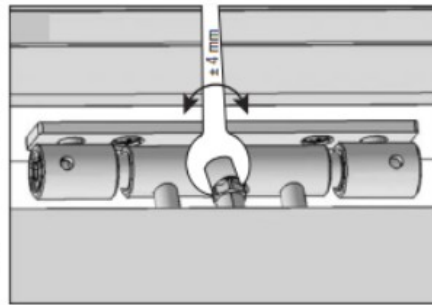
# SWC

building the future together

## Adjustment instructions

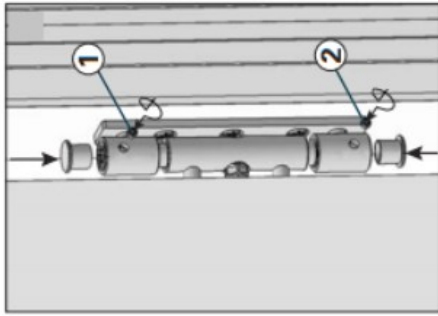


**Horizontal adjustment:**  
adjust by turning screw **a**  
with a 5 mm Allen Key.  
**Height adjustment:**  
adjust by turning screw **b**  
with a 5 mm Allen Key.

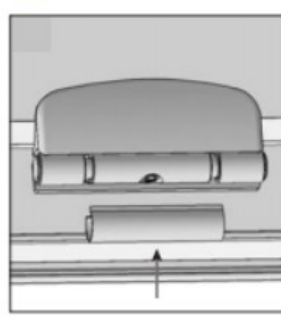


In difficult situations it is possible  
to have the horizontal adjustment from  
inside turning the hexagonal recess  
with the special key.

## Adjustment instructions



Fit the caps and fasten the security  
screws 1 and 2



Fit the cover cap on the central  
ring (sash part)

HT 0.00.05

**SFS intec**

Fitting and adjustment instructions  
Dynamic 2D



I-33074 Fontanafredda PN / Via Moris 24 / it.fontanafredda@sfsintec.biz / www.sfsintec.biz/it

**SFS intec**