






OPERATION GUIDE

TRAFFIC DOOR OPERATION	TRAFFIC HANDLE OPERATION	TRAFFIC DOOR OPENING
		
<p>Turn key clockwise to unlock</p>	<p>Grip handle and push down to operate high traffic door handle</p>	<p>Open panel fully to allow the magnets to fix to the adjacent panel</p>
HOLDING TRAFFIC DOOR OPEN	UNLOCKING T-HANDLE	DISENGAGE SHOOTBOLTS
		
<p>Magnets protect and fix traffic door panels to adjacent panels</p>	<p>Push T-Handle to release</p>	<p>Rotate handle clockwise 180* to disengage shootbolts fully</p>
T HANDLE OPERATION	UNLOCKING T HANDLE	OPENING FOLDING PANELS
		
<p>Push the T-Handle back into the frame before operating doors</p>	<p>Ensure the 'Un-locked' symbol is at the top before opening doors</p>	<p>Slide panels together</p>

beaufort

Range

Advanced Plus FSD

<p>OPEN POSITION</p>	<p>CLOSING DOOR</p>	<p>LOCKING T-HANDLE</p>
		
<p>Stack the panels together for max clear opening</p>	<p>Reverse previous steps to close door</p>	<p>Lock each T-Handle before proceeding</p>
<p>HIGH TRAFFIC HANDLE</p>	<p>LATCH ENGAGEMENT</p>	<p>HOOK ENGAGEMENT</p>
		
<p>Lift the high traffic handle when door is closed to engage locks.</p>	<p>Lifting the handle operates the latch</p>	<p>To lock, lift lever handle and turn key</p>

FAILURE TO CORRECTLY OPERATE THE FOLDING SLIDING DOOR SYSTEM CAN CAUSE DAMAGE TO THE OPERATING MECHANISM AND HARDWARE. THIS CAN CAUSE THE DOOR TO FAIL